

CORENET 2.0

webinar briefing – update 2022

QP & Industry Professional

19th Apr · 20th Apr 2022



Copyright © Building and Construction Authority
Not to be reproduced without permission



Briefing Protocol

1. Please mute your devices during the briefing session
2. Feel free to raise any queries in the “Zoom Q&A” (DO NOT use Zoom Chat) throughout the briefing, we will answer them during Q&A time
3. During the Q&A time
 - Post your questions in the “Zoom Q&A” (DO NOT use Zoom Chat)
4. For more questions that you may have after the briefing session, you can reach out to our CORENET 2.0 Change Management Team at cn2cm@nova-hub.com



Agenda

- CORENET 2.0 Various Scenarios
- Demonstration
 - ESPro One Click
 - Online Submission
 - CN2 On Boarding Functions
- Q&A



CORENET 2.0

CORENET 2.0 Scenarios



CORENET 2.0

SINGPASS



CORENET 2.0 accounts will be using Singpass authentication

- **CORENET** is a regulatory submission system and having a secure access is paramount

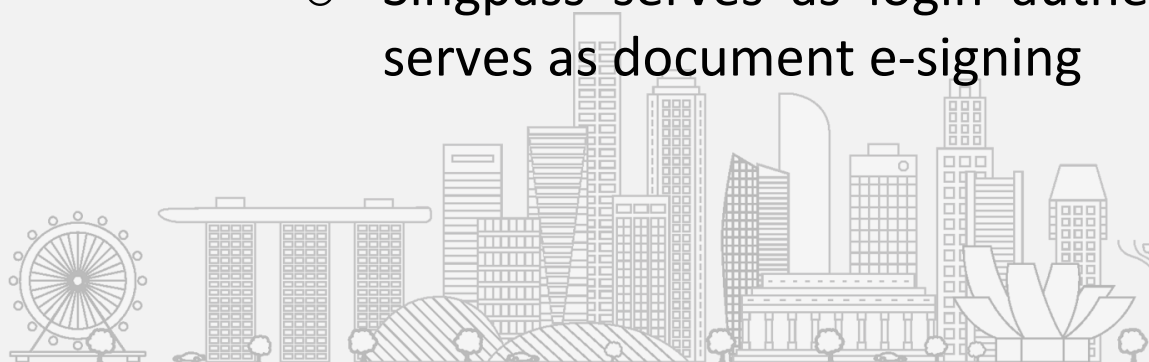
- Singpass is Singapore Government's trusted digital identity
- In CORENET 2.0, Singpass is only serves to authenticate the identity of the professional accessing the system. Singpass login will NOT allow CORENET 2.0 system or the authorities to have any access to your private information

- **Netrust token is still needed as document e-signing**

- Singpass serves as login authentication, Netrust serves as document e-signing

- Recommended to use **Singpass Business**

- CORENET 2.0 is a G2B system for industry professional to apply for regulatory approval, the professional accessing the system is doing so in the capacity as a business user and hence the recommended login will be via Singpass Business
- Singpass Business login will allow the system to create audit records for activities and actions taken (such as Project Info update, Submission, etc.) for both the Singpass ID as well as UEN (the company the user is representing)



CORENET 2.0

SINGPASS Business



Professional accessing the system is doing so in the capacity as a business user and hence the recommended login will be via Singpass Business

Singpass Business is available to company registered with ACRA (UEN)

- Company administrator (Corppass administrator) can easily apply Singpass Business for CN2 Users in Corppass portal www.corppass.gov.sg
- Corppass Administrators can specify the digital services that each employee has access to via the Corppass portal, and easily remove them when needed

Companies that does not register with ACRA

- Company registered with BOA
- **Singpass Individual** could be considered for this scenario

Who needs Singpass Account?

- All CORENET 2.0 users
- Qualified Person (QP), Industry Professional (IP), and **QP Assistant (QPA)**

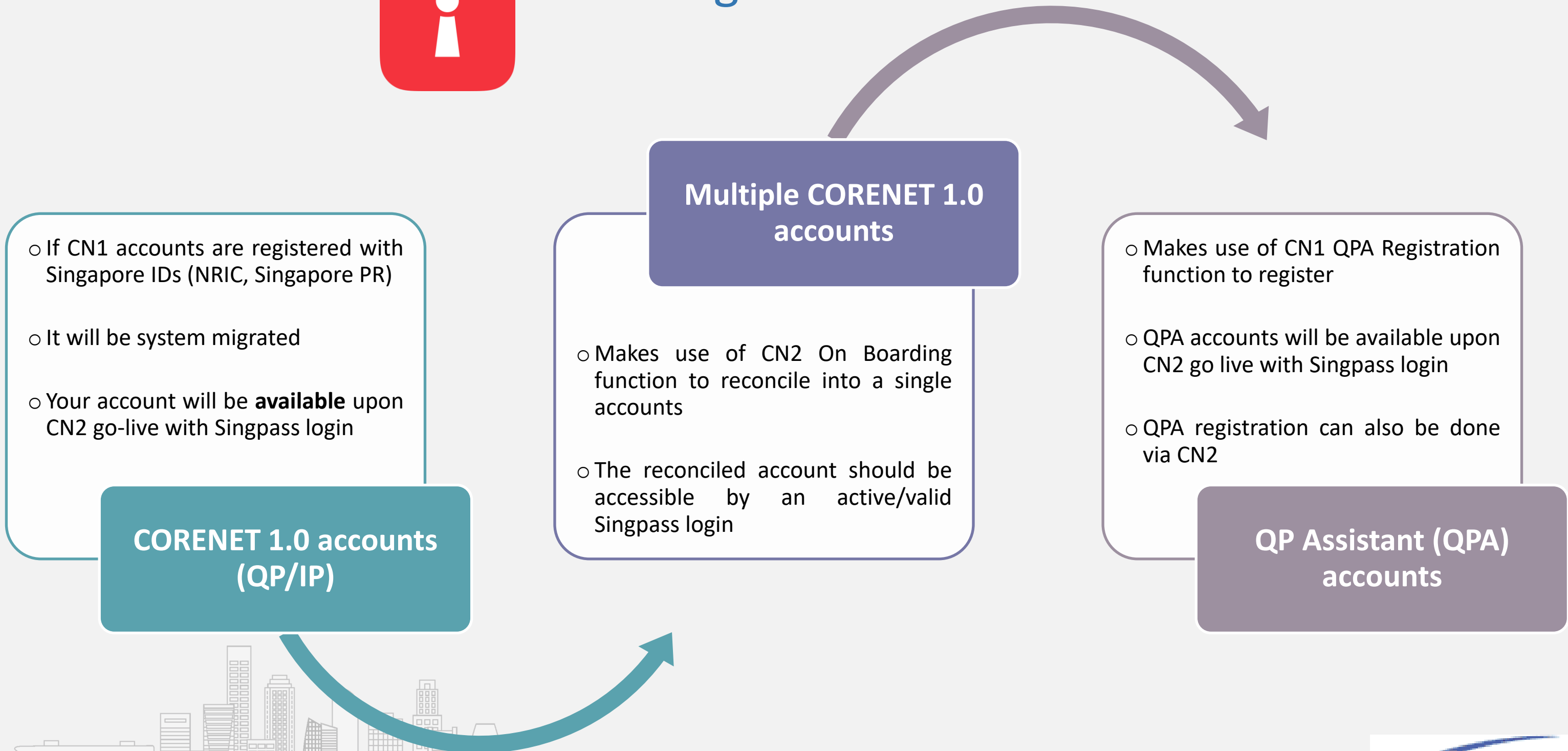


CORENET 2.0

CORENET 2.0 Accounts



How to get CORENET 2.0 accounts



QP Assistant (QPA)

QP and QPA Relationship

- The relationship of QPA is **directly with QP**
- Not through QP Firm
- Not through Project

Project Access Control

- QPA can only access to the projects QP is accessing
- QPA is allowed to perform ALL QP actions (Register Project, Manage Project Details, Prepare Submission, Collect Agencies' Replies) **except Submission**



Numbers of QP vs QPA

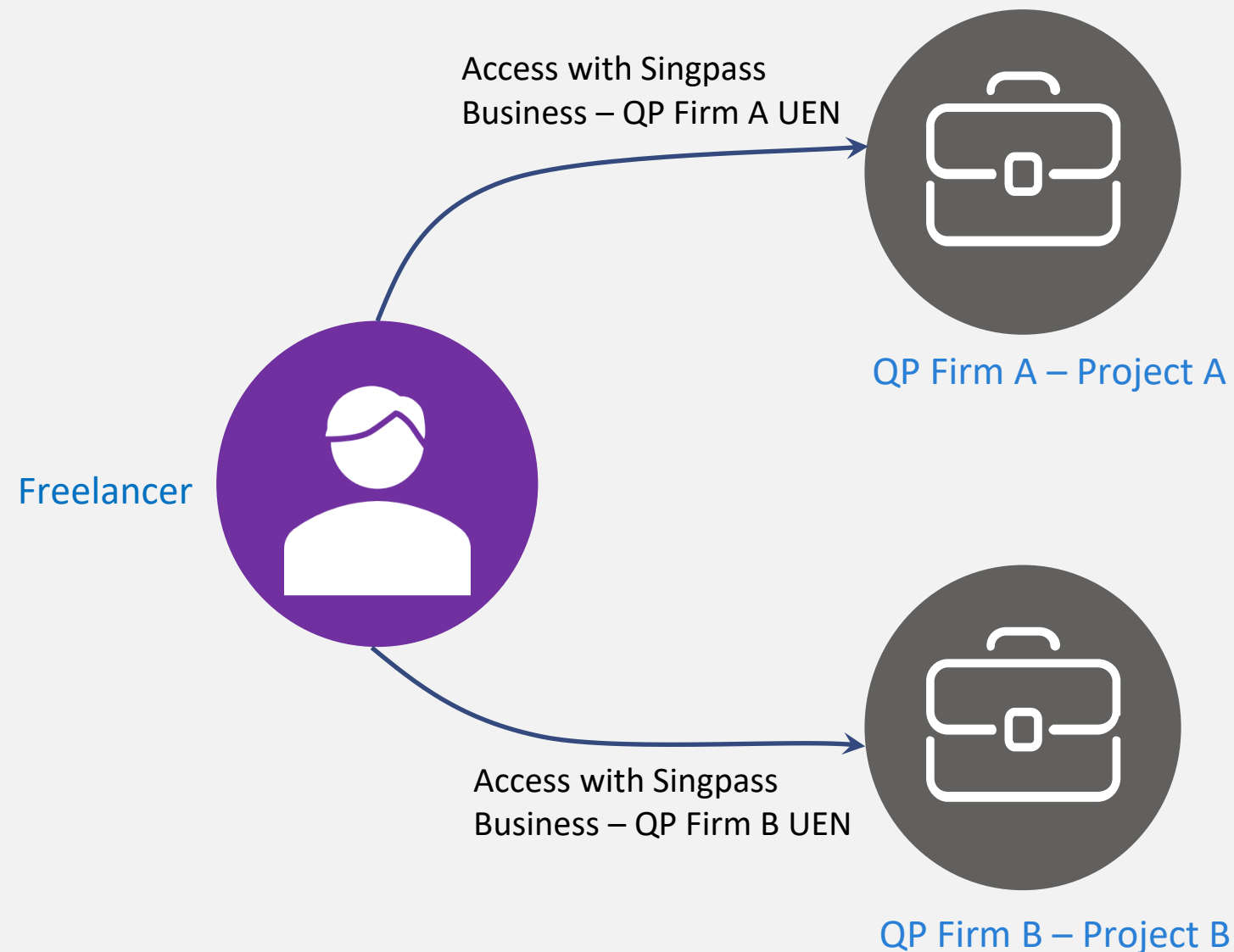
- QP can nominate up to **30** QPA
- QPA can be assigned up to **multiple** QP

QP Assigns QPA

- CN2 Online Portal
- CN1 QPA Registration function

QP Assistant (QPA) [Scenario]

QPA Serving Multiple QP Firms



QP Assistant serving multiple QP Firms should use the respective QP Firm's Singpass Business in respect to the Firm's project

[Scenario] Freelancer Serving multiple QP Firms

- A Freelancer is helping Firm A and Firm B at the same time
- Firm A and Firm B will apply Singpass Business for the Freelance QP respectively
- Firm A and Firm B assign Freelancer to their respective QP as QPA
- Freelancer will prepare submission for Firm A with Singpass Business (Firm A), and prepare submission for Firm B with Singpass Business (Firm B)



[Scenario] **When QPA is leaving QP Firm**

- Corppass Administrator can specify the digital services that the employee has access to via the Corppass portal, and easily remove them
- QP should remove the pending leaving personnel as his/her QPA

[Scenario] **When QPA is joining QP Firm**

- Corppass Administrator can easily add the digital services to the employee via the Corppass portal
- QP should assign the incoming personnel as his/her QPA

*When QP removes QPA assignment, or Corppass Administrator remove the digital services, QPA will **no longer be able to access** to the projects belonging to the QP



CORENET 2.0 New XFDX Forms



CORENET 2.0 will be introducing XFDX form. With CN2 XFDX form, QP/IP firms will no longer have any restriction of number of installation of Form Viewer, as long as it's for the purpose of CORENET

CORENET 1.0 forms vs CORENET 2.0 forms


- CORENET 1.0 PureEdge (XFD) and EDA forms will be changed to CORENET 2.0 XFDX forms
- Specific to individual Agency, XFDX forms will be rolling out by either CN2 Go-Live or towards end-July 22

XFDX forms features

- Auto population of forms data
- Web service validations – for upfront validation during form filling, reducing chances of rejected applications by Agencies

Supports XFD forms

- CORENET 2.0 Form Viewer is supports viewing of both XFD as well as XFDX





XFDX Forms Rollout

Agencies	Go-Live	Post Go-Live
BCA	XFD	XFDX
URA	EDA, XFD	XFDX
SCDF	XFDX	
LTA	XFDX	
NEA	XFD	XFDX
NParks	XFD	XFDX
JTC	XFDX	
PUB	XFDX	
HDB	XFDX	
IMDA	XFDX	
SFA	XFDX	
City Energy	XFDX	

Agencies' Forms Rollout

- Agencies' forms rollout approach and timeline:
Go-Live & Post Go-Live

Form Changes

- Details of form changes can be downloaded from the CORENET 2.0 Resource Hub
<https://cn2resourcehub.com>





How do I know which type of form to be used?

Which Form Editor should I be using?

[Scenario] **How do I know which type of form to be used?**

- CN2 ESPro performs Form Synchronization
- Only the correct type of forms (XFD, EDA or XFDX) to be used will be shown in the Form Template of CN2 ESPro

[Scenario] **Which Form Editor should I be using?**

- CN2 Form Viewer App can be used for filling up both XFD or XFDX forms
- EDA Form Editor will be used for filling up EDA Form

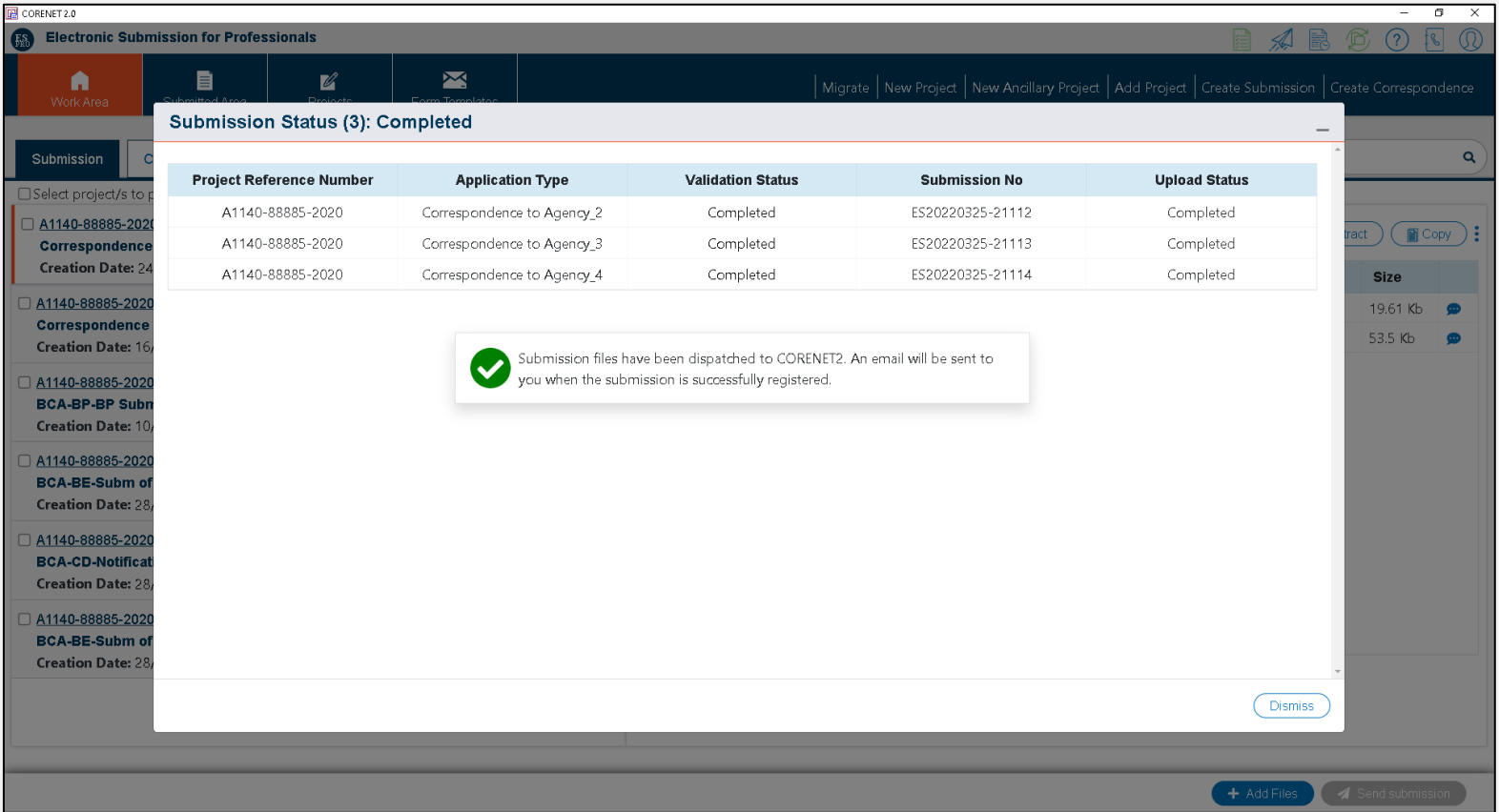
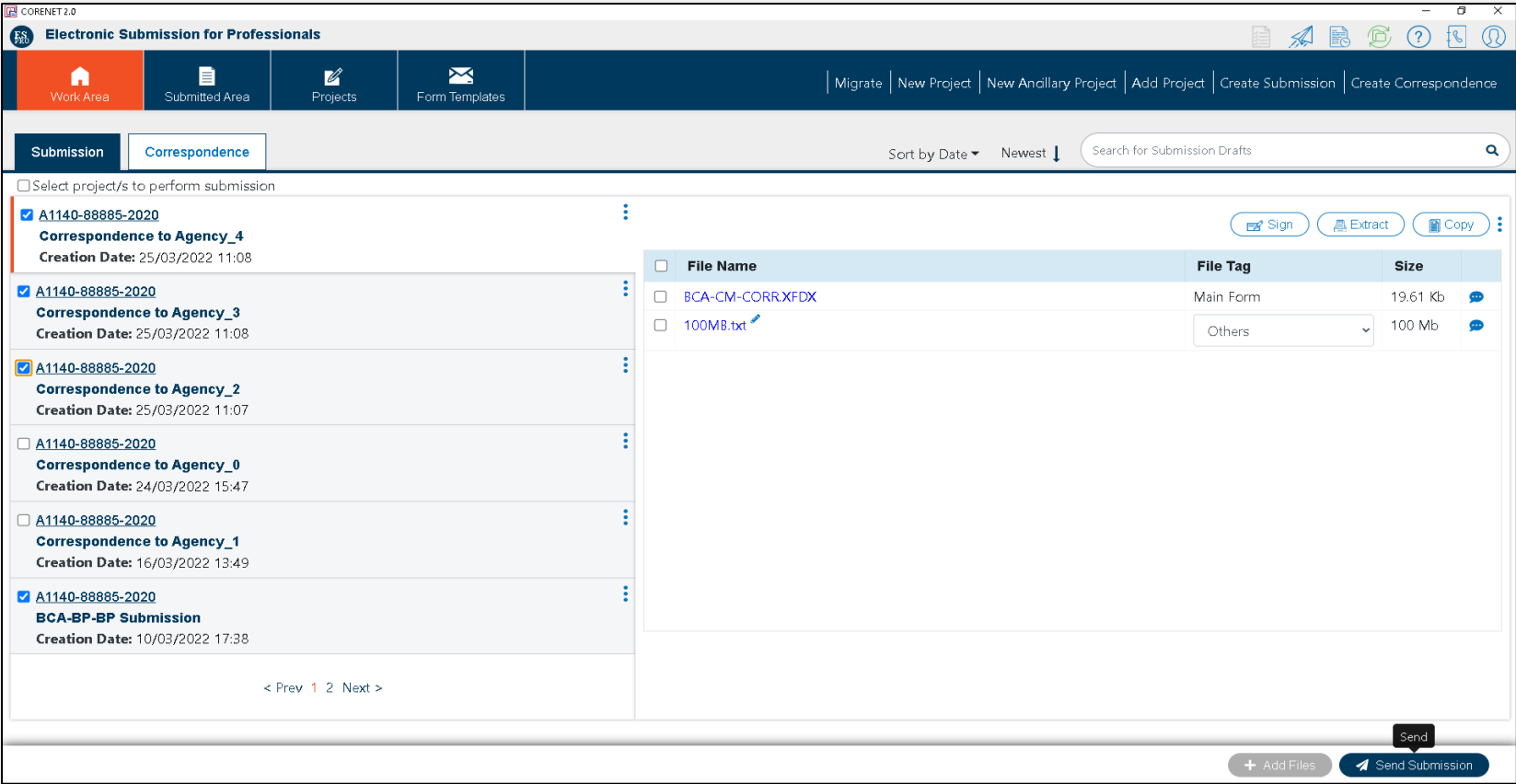


CORENET 2.0

CN2 ESPro – One Click



ESPro One Click will help to optimise QP time by consolidate a single submission verification for multiple submissions



CORENET 2.0 Rollout Activities





CN2 Rollout Activities

Activity	Start Date	End Date
Webinar Briefing (Initial) to the Industry	28 Mar 2022	01 Apr 2022
Webinar Briefing (Update) to the Industry	11 Apr 2022	15 Apr 2022
QP/Industry Professional Pre-Onboarding Period	19 Apr 2022	29 Apr 2022
System Cutover	*TBA	TBA
Go-Live	TBA	-

*CORENET 1.0 will be available to submit until cut-off time of 9pm, TBA; Submission is required to be completed by 9pm



CORENET 2.0

CORENET 2.0 DEMO

Online Submission
ESPro One Click
Onboarding Functions



Questions & Answers

